STP260S - 20/Wd
STP255S - 20/Wd
STP250S - 20/Wd
STP245S - 20/Wd

SUNTECH

260 Watt
MONOCRYSTALLINE SOLAR MODULE

Features

High module conversion efficiency
Module efficiency up to 16.0% achieved through advanced cell technology and manufacturing capabilities

Excellent weak light performance
Excellent performance under low light conditions

Positive tolerance
Positive tolerance of up to 5% delivers higher outputs reliablity

Suntech current sorting process
System output maximized by reducing mismatch losses up to 2% with modules sorted & packaged by amperage

Extended wind and snow load tests
Module certified to withstand extreme wind (3800 Pascal) and snow loads (5400 Pascal) *

Withstanding harsh environment
Reliable quality leads to a better sustainability even in harsh environment like desert, farm and coastline

Certifications and standards:
IEC 61215, IEC 61730, conformity to CE

Trust Suntech to Deliver Reliable Performance Over Time

- World-class manufacturer of crystalline silicon photovoltaic modules
- Unrivaled manufacturing capacity and world-class technology
- Rigorous quality control meeting the highest international standards: ISO 9001: 2008, ISO 14001: 2004 and ISO17025: 2005
- Regular independently checked production process from international accredited institute/company
- Tested for harsh environments (salt mist, ammonia corrosion and sand blowing testing: IEC 61701, DIN 50916:1985 T2, DIN EN 60068-2-68)***



Compact and Durable Frame Design

Suntech`s new compact frame design is light-weight and easier to handle during installation. The rigid and durable hollow chamber guarantees the same long-term and reliable performance.

Industry-leading Warranty based on nominal power

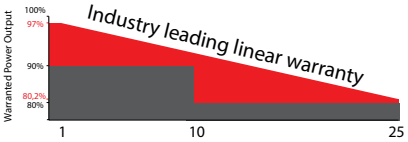

- 97% in the first year, thereafter, for years two (2) through twenty-five (25), 0.7% maximum decrease from MODULE's nominal power output per year, ending with the 80.2% in the 25th year after the defined WARRANTY STARTING DATE.****
- 10-year material and workmanship warranty

IP67 Rated Junction Box

Supports installations in multiple orientations. High reliable performance, low resistance connectors ensure maximum output for the highest energy production.

* Please refer to Suntech Standard Module Installation Manual for details. **PV Cycle only for EU market.
*** Please refer to Suntech Product Near-coast Installation Manual for details. **** Please refer to Suntech Product Warranty for details.

©Copyright 2013 Suntech Power

STP260S - 20/Wd
STP255S - 20/Wd
STP250S - 20/Wd
STP245S - 20/Wd

SUNTECH

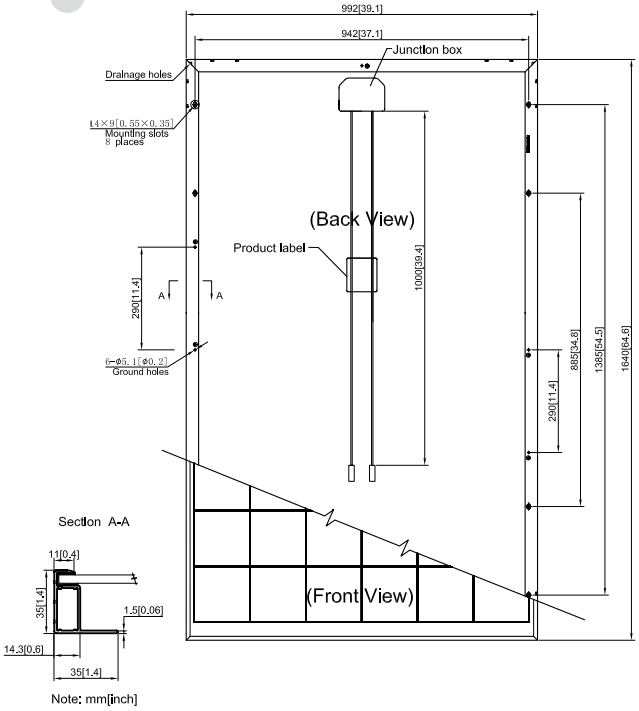

Electrical Characteristics

STC	STP260S-20/Wd	STP255S-20/Wd	STP250S-20/Wd	STP245S-20/Wd
Maximum Power at STC (Pmax)	260W	255 W	250 W	245 W
Optimum Operating Voltage (Vmp)	30.9 V	30.8 V	30.7 V	30.5 V
Optimum Operating Current (Imp)	8.42 A	8.28 A	8.15 A	8.04 A
Open Circuit Voltage (Voc)	37.7 V	37.6 V	37.4 V	37.3 V
Short Circuit Current (Isc)	8.89 A	8.76 A	8.63 A	8.52 A
Module Efficiency	16.0%	15.7%	15.4%	15.1%
Operating Module Temperature	-40 °C to +85 °C			
Maximum System Voltage	1000 V DC (IEC)			
Maximum Series Fuse Rating	20 A			
Power Tolerance	0/+5 %			

STC: Irradiance 1000 W/m², module temperature 25 °C, AM=1.5;
Best in Class AAA solar simulator (IEC 60904-9) used, power measurement uncertainty is within +/- 3%

NOCT	STP260S-20/Wd	STP255S-20/Wd	STP250S-20/Wd	STP245S-20/Wd
Maximum Power at NOCT (Pmax)	190 W	186 W	183 W	180 W
Optimum Operating Voltage (Vmp)	28.1 V	28.0 V	27.9 V	27.8 V
Optimum Operating Current (Imp)	6.75 A	6.66 A	6.56 A	6.47 A
Open Circuit Voltage (Voc)	34.7 V	34.6 V	34.4 V	34.3 V
Short Circuit Current (Isc)	7.16 A	7.07 A	6.98 A	6.91 A

NOCT: Irradiance 800 W/m², ambient temperature 20 °C, AM=1.5, wind speed 1 m/s;
Best in Class AAA solar simulator (IEC 60904-9) used, power measurement uncertainty is within +/- 3%

Current-Voltage & Power-Voltage Curve (260S-20)

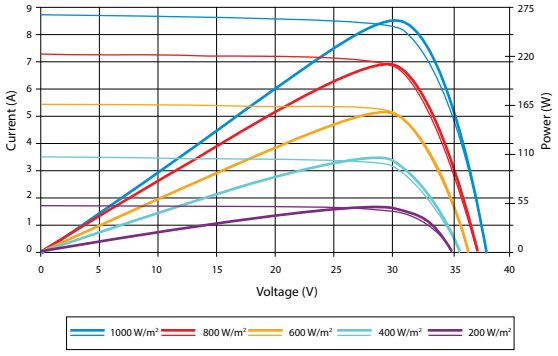

Excellent performance under weak light conditions: at an irradiation intensity of 200 W/m² (AM 1.5, 25 °C), 95.5% or higher of the STC efficiency (1000 W/m²) is achieved

Temperature Characteristics

Nominal Operating Cell Temperature (**NOCT**)	45±2°C
Temperature Coefficient of Pmax	-0.44 %/°C
Temperature Coefficient of Voc	-0.34 %/°C
Temperature Coefficient of Isc	0.060 %/°C

Mechanical Characteristics

Solar Cell	Monocrystalline silicon 156 × 156 mm (6 inches)
No. of Cells	60 (6 × 10)
Dimensions	1640 × 992 × 35mm (64.6 × 39.1 × 1.4 inches)
Weight	18.2 kgs (40.1 lbs.)
Front Glass	3.2 mm (0.13 inches) tempered glass
Frame	Anodized aluminium alloy
Junction Box	IP67 rated (3 bypass diodes)
Output Cables	TUV (2Pfg1169:2007)
	4.0 mm² (0.006 inches²), symmetrical lengths (-) 1000mm (39.4 inches) and (+) 1000 mm (39.4 inches)
Connectors	MC4 connectors

Dealer information

Packing Configuration

Container	40' HC
Pieces per pallet	30
Pallets per container	28
Pieces per container	840

Information on how to install and operate this product is available in the installation instruction. All values indicated in this data sheet are subject to change without prior announcement. The specifications may vary slightly. All specifications are in accordance with standard EN 50380. Color differences of the modules relative to the figures as well as discolorations of/in the modules which do not impair their proper functioning are possible and do not constitute a deviation from the specification.